

WAVE

ID CODE: 85





Soft-line design for a truly versatile range: WAVE is suitable both as an element for single installation and as a system for continuous suspended or recessed rows. Direct/indirect emission with High Contrast microcell optical system and high glare control.

See also:
WAVE DISPLAY p. 114








Design
esse-ci



FEATURES

-  Direct Emission
-  Direct/Indirect Emission
-  UGR < 16
-  IP 40


LED

-  3000K/4000K
- >107lm/W icon" data-bbox="155 558 170 578"/> >107lm/W
-  CRI > 90
-  Eye safety: RG0/RG1
-  Mac Adams 3
-  L80/B10 > 50.000h

CERTIFICATIONS

-  CE
-  A++
-  5 years warranty

ON REQUEST

-  DALI - RDD code (verify the version)

Specifications Built-in driver.

Optic · High Contrast diffuser UGR < 16
· Double emission: direct / indirect

Body Aluminium body with epoxy powder coating.

Colour ○ White RAL 9003 (with black optics and end caps) - Code: B
● Black RAL 9005 (with white optics and end caps) - Code: C8



CONTINUOUS ROWS

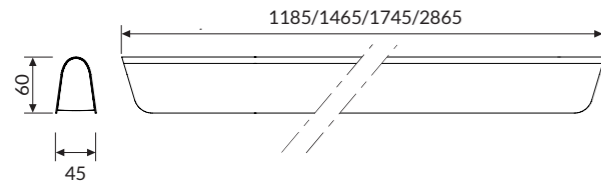
WAVE

WAVE

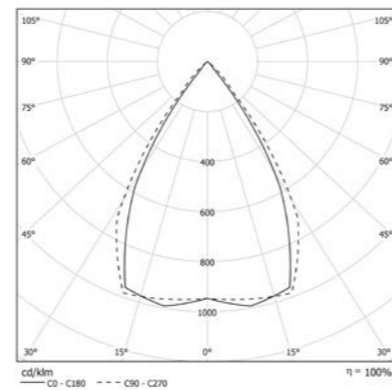
OPTIC

High Contrast diffuser UGR < 16.

End caps included. See accessories on p. 37.



IP 40 A++



COLOUR TEMPERATURE

4000K

3000K

COD	Power	lm	mm
85DR26DKL490	26W	2938	1185
85DR36DKL490	36W	3852	1185
85DR31DKL490	31W	3503	1465
85DR45DKL490	45W	4815	1465
85DR37DKL490	37W	4181	1745
85DR54DKL490	54W	5778	1745
85DR61DKL490	61W	6893	2865
85DR90DKL490	90W	9630	2865

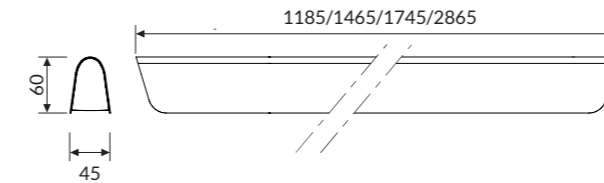
COD	Power	lm	mm
85DR26DKL390	26W	2732	1185
85DR36DKL390	36W	3582	1185
85DR31DKL390	31W	3258	1465
85DR45DKL390	45W	4478	1465
85DR37DKL390	37W	3888	1745
85DR54DKL390	54W	5374	1745
85DR61DKL390	61W	6410	2865
85DR90DKL390	90W	8956	2865

WAVE DOUBLE EMISSION

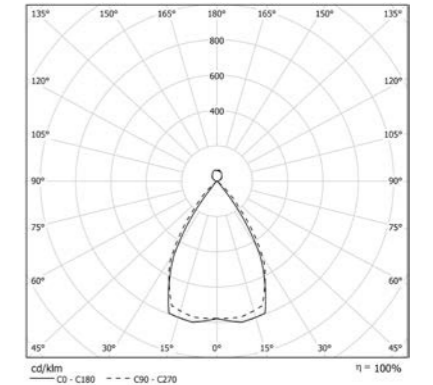
OPTIC

High Contrast diffuser UGR < 16 and upper diffuser for dual emission: direct / indirect.

End caps included. See accessories on p. 37.



IP 40 A++



DIRECT // INDIRECT EMISSION

mm	Power Direct Mod LP	Power Indirect Mod.	mm	Power Direct Mod HP	Power Indirect Mod.
1185	26	12	1185	36	12
1465	31	16	1465	45	16
1745	37	16	1745	54	16
2865	61	32	2865	90	32

COLOUR TEMPERATURE

4000K

3000K

COD	Power	lm	mm
85DI38DKL490	38W	4234	1185
85DI48DKL490	48W	5148	1185
85DI47DKL490	47W	5231	1465
85DI61DKL490	61W	6543	1465
85DI53DKL490	53W	5909	1745
85DI70DKL490	70W	7506	1745
85DI93DKL490	93W	10349	2865
85DI122DKL490	122W	13086	2865

COD	Power	lm	mm
85DI38DKL390	38W	3937	1185
85DI48DKL390	48W	4787	1185
85DI47DKL390	47W	4865	1465
85DI61DKL390	61W	6085	1465
85DI53DKL390	53W	5495	1745
85DI70DKL390	70W	6981	1745
85DI93DKL390	93W	9624	2865
85DI122DKL390	122W	12170	2865

Accessories



85AA13

Single wire 1500mm long adjustable suspension kit.



85AA1330

Single wire 3000mm long adjustable suspension kit.



85AA16

3 pole-powered supply box. Cable length 2000mm.



00AA165P

5 pole-powered supply box. Cable length 2000mm.



85AA11

Flexible mechanical/electrical creative joint.