

ARKEON WALL

ID CODE: 46

ARKEON WALL, is designed to perfectly compliment the main ARKEON collection to ensure specifiers have a complete product portfolio from which they can complete a design. It features the same **minimal dimensions, aesthetic cleanliness**, but is created specifically as a **versatile wall fixture**. The numerous sizes and **range flexibility** make it **perfect to illuminate circulation spaces** such as corridors, stairwells and landings, for any project type including commercial, hospitality, education and health care.

See also:

ARKEON	p. 38
ARKEON MED	p. 456
ARKEON HCL	p. 477

FEATURES


 Direct Emission


 Direct/Indirect Emission

 UGR <22


 IP 40

LED

 3000K/4000K


 >116 lm/W

 CRI >90

 Eye safety: RG0/RG1

 Mac Adams 3

 L80/B10 >50.000h



Design
esse-ci


CERTIFICATIONS


 CE


 A++

 5 years warranty

ON REQUEST

 DALI - RDD code
(verify the version)

 Emergency kit 1/3 hour
EM/EM.3h code

 2700K - 6500K

Specifications Built-in driver.

Optic

- PG frosted diffuser UGR<22 for direct emission
- Polycarbonate asymmetric lens for indirect emission

Body Aluminum extruded body with epoxy powder coating.

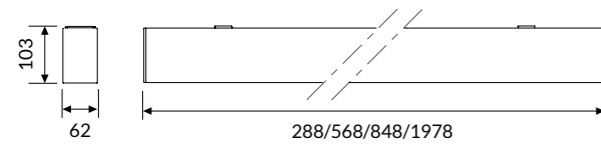
Colour

- Matt white RAL 9003 - Code: B
- Matt black RAL 9005 - Code: C8


ARKEON WALL

OPTIC

Direct emission with frosted diffuser, UGR<22.



IP 40 A++



COLOUR TEMPERATURE 4000K

COD	💡	lm	mm
46DR10L490	10W	1090	288
46DR20L490	20W	2180	568
46DR30L490	30W	3270	848
46DR70L490	70W	7630	1978

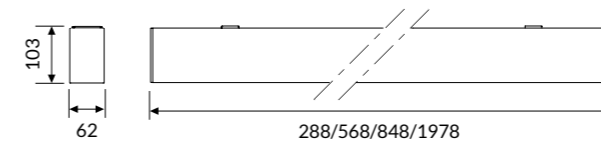
3000K

COD	💡	lm	mm
46DR10L390	10W	1014	288
46DR20L390	20W	2027	568
46DR30L390	30W	3041	848
46DR70L390	70W	7096	1978

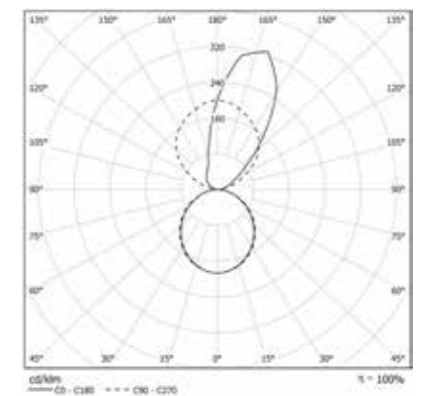
ARKEON WALL DOUBLE EMISSION

OPTIC

Direct emission with frosted diffuser (UGR<22).
Indirect emission with asymmetric lens.



IP 40 A++



DIRECT // INDIRECT EMISSION

mm	Power Direct Mod. AS	Power Indirect Mod. PG
288	10W	10W
568	20W	20W
848	30W	30W
1978	70W	70W

COLOUR TEMPERATURE 4000K

COD	💡	lm	mm
46DI20L490	20W	2289	288
46DI40L490	40W	4578	568
46DI60L490	60W	6867	848
46DI140L490	140W	16023	1978

3000K

COD	💡	lm	mm
46DI20L390	20W	2121	288
46DI40L390	40W	4257	568
46DI60L390	60W	6386	848
46DI140L390	140W	14901	1978