

In  
Light  
We  
Trust



XX21

**esse-ci**  
LIVING LIGHT

# FLIP

Design: Esse-Ci



FLIP is the **revolutionary** new way to light spaces that have **24mm exposed grid suspended ceilings**.

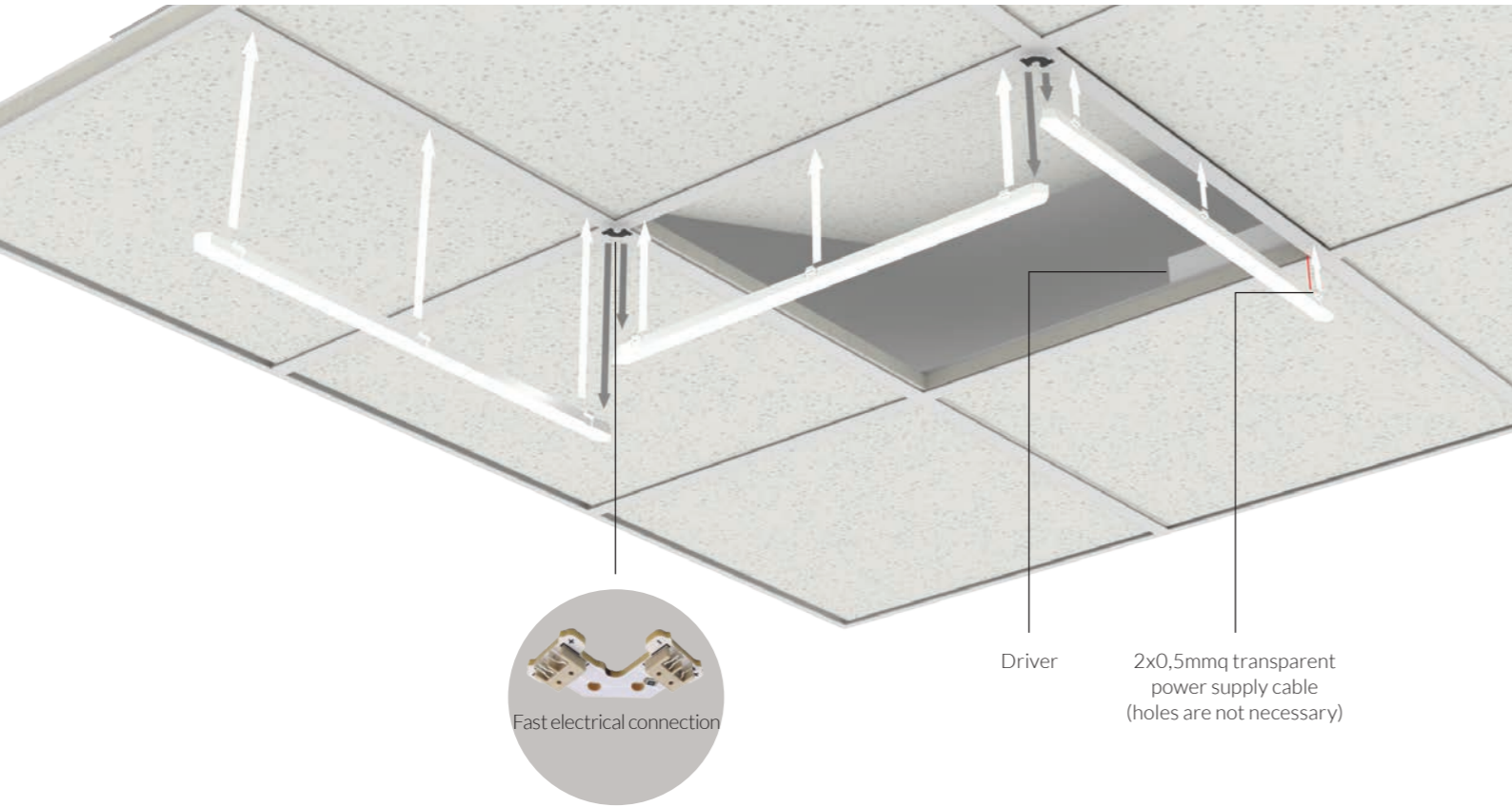
The ultra-slim linear fixture can be pattern formed to create contemporary arrays of light, allowing designers much greater freedom rather than designing with standard panel fixtures.

The **controlled direct emission** creates a low glare (**UGR<16**) lit environment, making FLIP ideal for both office lighting and for general spaces. Broad lateral emission means the product takes advantage of the false ceiling as a reflective surface to improve contrast ratio and therefore maximizing visual comfort. FLIP - free your creativity.



# HIGHLIGHTS

## TOP RAPIDITY OF INSTALLATION



## TOP FREEDOM OF INSTALLATION



In environments with ceiling panels, the distribution of the interior spaces is often constrained to the location of the light points.



With FLIP, the light points can reach exactly where we want, without the need of important interventions in the plant.

An incredible simplicity of installation that allows you to create **infinite geometries** and to illuminate where you need with the utmost precision, **enhancing the environments**.





Thanks to the electrified connector and the lateral clips, the installation to the structure of the false-ceiling is immediate.



Direct emission  
**UGR<16**

Indirect lateral  
emission



Real dimension



CODE: 42




# SPECIFICATIONS









**FLIP**

**FLIP PG**


## FEATURES

-  Direct Emission
-  UGR <16; <22
-  IP 40



## LED

-  3000K/4000K
-  >125 lm/W
-  CRI >90
-  Eye safety: RG0/RG1
-  Mac Adams 3
-  L80/B10 >50.000h

## CERTIFICATIONS

-  CE
-  A+
-  5 years warranty

## ON REQUEST

-  DALI - RDD code
-  Emergency kit 1/3 hour EM/EM 3h code


## Optics

- Polycarbonate lens with ILC (Indirect Light Control) technology to optimize the indirect lighting element
- PG diffuser for soft diffusion with UGR<22

# FLIP

## OPTIC

Polycarbonate lens with ILC (Indirect Light Control) technology to optimize the indirect lighting element.

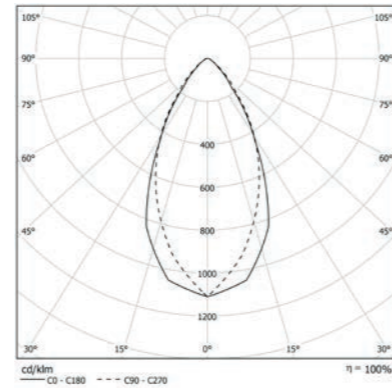


**COLOUR TEMPERATURE** **4000K**

COD	W	lm	mm
42PC9L490	9W	1026	599



IP 40 ▶ A+




**COLOUR TEMPERATURE** **3000K**

COD	W	lm	mm
42PC9L390	9W	995	599

# FLIP PG

## OPTIC

PG lens in frosted polycarbonate. UGR<22.

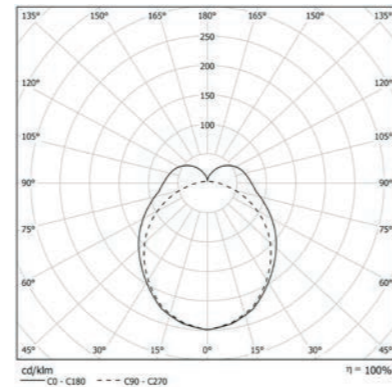


**COLOUR TEMPERATURE** **4000K**

COD	W	lm	mm
42PO9L490	9W	1020	599



IP 40 ▶ A+



**COLOUR TEMPERATURE** **3000K**

COD	W	lm	mm
42PO9L390	9W	989	599

# READY-TO-INSTALL KITS

## LINE-KIT

Kit consists of 4 FLIP fixtures, 1 driver, 3 linear connectors.



**COLOUR TEMPERATURE** **4000K**

COD	W	lm	mm
42PC36L490L	36W	4600	2396

**COLOUR TEMPERATURE** **3000K**

COD	W	lm	mm
42PC36L390L	36W	4276	2396


## SQUARE-KIT

Kit consists of 4 FLIP fixtures, 1 driver, 3 connectors (90°).



**COLOUR TEMPERATURE** **4000K**

COD	W	lm	mm
42PC36L490Q	36W	4600	625 x 625



**COLOUR TEMPERATURE** **3000K**

COD	W	lm	mm
42PC36L390Q	36W	4276	625 x 625

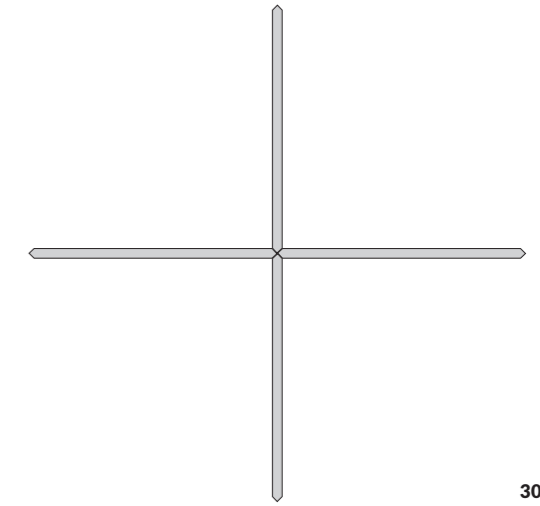
## CROSS-KIT

Kit consists of 4 FLIP fixtures, 1 driver, 1 connector (4 way).



**COLOUR TEMPERATURE** **4000K**

COD	W	lm	mm
42PC36L490C	36W	4600	1198 x 1198



**COLOUR TEMPERATURE** **3000K**

COD	W	lm	mm
42PC36L390C	36W	4276	1198 x 1198

# ACCESSORIES

## CONNECTOR



**42AA11EL**  
Straight electrified connector.



**42AA05EL**  
2 ways 90° electrified connector.



**42AA06EL**  
3 ways electrified connector.



**42AA07EL**  
4 ways electrified connector.

## DRIVER



**42LC1X**  
Driver 24V 35W  
for 1 fixture.



**42LC1XRDD**  
Driver 24V 35W  
for 1 fixture, DALI version.



**42LC4X**  
Driver 24V 60W  
up to 4 fixtures.



**42LC4XRDD**  
Driver 24V 60W  
up to 4 fixtures, DALI version.



**42LC7X**  
Driver 24V 100W  
up to 7 fixtures.



**42LC7XRDD**  
Driver 24V 100W  
up to 7 fixtures, DALI version.



**42AA14**  
Kit for installation on plasterboard  
or semi-recessed panels.



